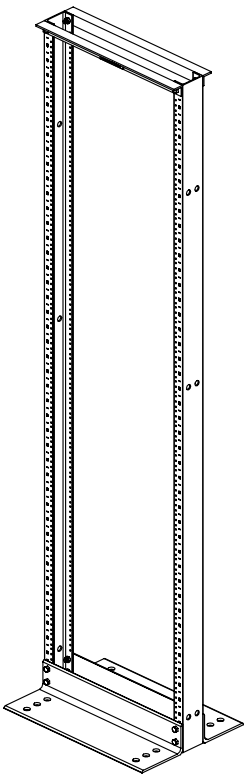
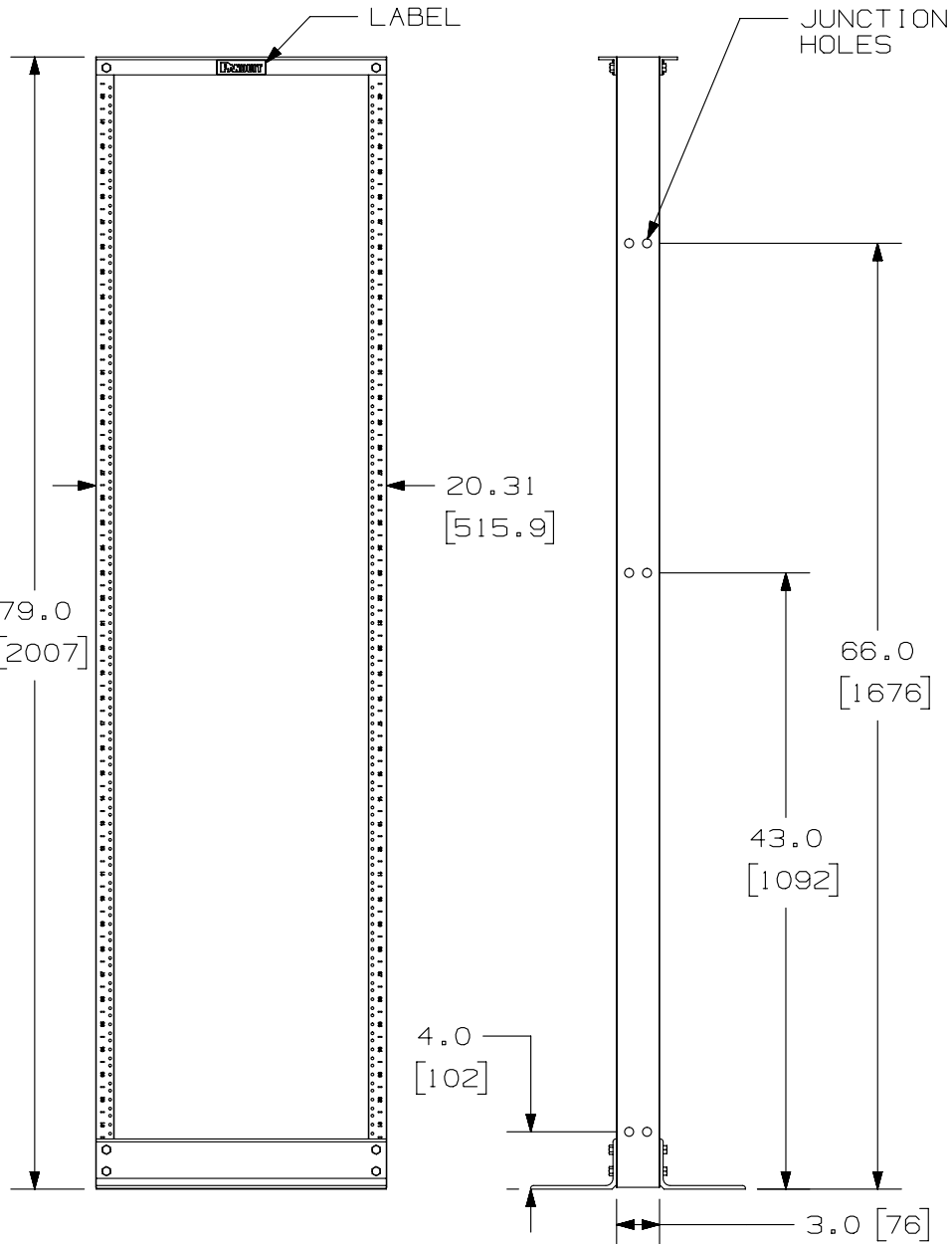


THIS COPY IS PROVIDED ON A RESTRICTED BASIS AND IS NOT TO BE USED IN ANY WAY DETRIMENTAL TO THE INTERESTS OF PANDUIT CORP.

2

1



| PANDUIT P/N | WEIGHT                         |
|-------------|--------------------------------|
| R2P79       | 25.6 LB/EACH<br>(11.6 KG/EACH) |

- NOTES:
- VISIT OUR ON-LINE CATALOG AT [WWW.PANDUIT.COM](http://WWW.PANDUIT.COM) FOR A LIST OF CURRENT PARTS APPLICABLE FOR USE WITH THIS PRODUCT.
  - CAN BE USED WITH ANY INDUSTRY STANDARD 19" COMPONENTS IN ADDITION TO ALL PANDUIT CABLE MANAGEMENT AND PATCH PANEL PRODUCTS.
  - WILL HOLD UP TO 42 SINGLE RACK SPACINGS.
  - EIA SPACING ON RACK: I.E., REF. HOLE SPACING ON UPRIGHT CHANNELS: .625, .625, .500, .625, .625, .500, ETC.
  - ASSEMBLY IS REQUIRED.
  - RACK PART THICKNESSES:
    - UPRIGHT CHANNEL: WEB; .14 ±.03  
FLANGE; .19 ±.03
    - TOP BRACKET: .187 ±.03
    - BASE BRACKET: .25 ±.03
  - DIMENSIONS IN PARENTHESIS ARE IN METRIC.
  - ALL ASSEMBLY HARDWARE INCLUDED:
    - (12) 3/8-16 X 1" BLACK HEX HEAD CAP SCREW
    - (24) 3/8" PAINT PIERCING GROUNDING WASHER
    - (1) TUBE OF ANTI-OXIDIZING PASTE
    - (12) 3/8-16 BLACK HEX NUTS
    - (24) 12-24 X .5" SLOTTED PAN HEAD STEEL SCREWS
  - LOAD RATING - 1000 LBS

| TITLE   |                 |
|---|-----------------|
| <b>6.5 FOOT CABLE MANAGEMENT RACK (R2P79)</b>                   |                 |
| CUSTOMER DRAWING  |                 |
| ITEM REVISION NAME  | V10687AK/02     |
| DATASET FILE NAME   | V10687AK_DC/02A |
| UNLESS OTHERWISE SPECIFIED, DIMENSIONAL TOLERANCES ARE: IN (mm) |                 |
| .X ±  | .XXX ±          |
| .XX ±   | ANGLES ±        |
| THIRD ANGLE PROJECTION  |                 |
| MATERIAL:   |                 |
| <b>ALUMINUM</b>   |                 |
| DRAWING NUMBER:   |                 |
| V10687AK - DC   |                 |
| DRAWN BY  | DATE            |
| BAME  | 2-5-10          |
| CHK   | SCALE           |
| DPN   | NONE            |
| SHT 1 OF 2  |                 |
| SIZE  |                 |
| A   |                 |

| 02A | 11-14-13 | BAME | PM  | SJAN | UPDATED VIEWS        | V10687AK-DC |
|-----|----------|------|-----|------|----------------------|-------------|
| 01A | 6-22-10  | BAME |     | CMK  | ADDED SHEET AND DIMS | V10687AK-DC |
| 00A | 2-5-10   | BAME | DPN | CMK  | DRAWING RELEASED     | V10687AK-DC |
| REV | DATE     | BY   | CHK | APR  | DESCRIPTION          | ECN         |

2

1

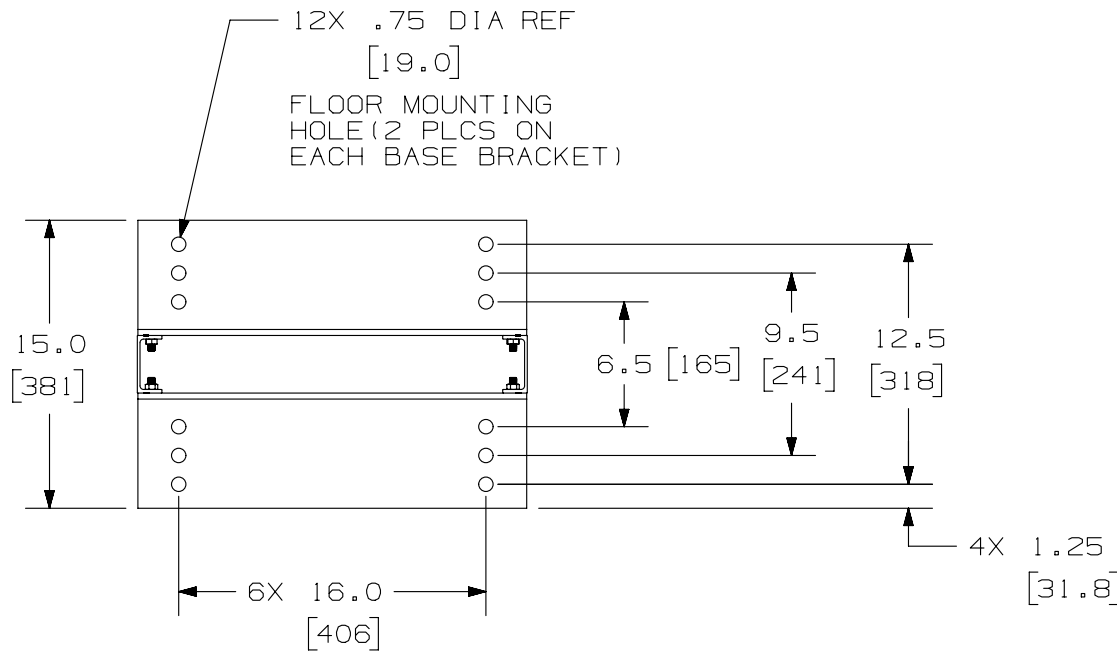
D10100DA/16

THIS COPY IS PROVIDED ON A RESTRICTED BASIS AND IS NOT TO BE USED IN ANY WAY DETRIMENTAL TO THE INTERESTS OF PANDUIT CORP.

| PANDUIT P/N | WEIGHT                         |
|-------------|--------------------------------|
| R2P79       | 25.6 LB/EACH<br>(11.6 KG/EACH) |

NOTES:

- VISIT OUR ON-LINE CATALOG AT [WWW.PANDUIT.COM](http://WWW.PANDUIT.COM) FOR A LIST OF CURRENT PARTS APPLICABLE FOR USE WITH THIS PRODUCT.
- CAN BE USED WITH ANY INDUSTRY STANDARD 19" COMPONENTS IN ADDITION TO ALL PANDUIT CABLE MANAGEMENT AND PATCH PANEL PRODUCTS.
- WILL HOLD UP TO 42 SINGLE RACK SPACINGS.
- EIA SPACING ON RACK: I.E., REF. HOLE SPACING ON UPRIGHT CHANNELS: .625, .625, .500, .625, .625, .500, ETC.
- ASSEMBLY IS REQUIRED.
- RACK PART THICKNESSES:
  - UPRIGHT CHANNEL: WEB; .14 ±.03  
FLANGE; .19 ±.03
  - TOP BRACKET: .187 ±.03
  - BASE BRACKET: .25 ±.03
- DIMENSIONS IN PARENTHESIS ARE IN METRIC.
- ALL ASSEMBLY HARDWARE INCLUDED:
  - (12) 3/8-16 X 1" BLACK HEX HEAD CAP SCREW
  - (24) 3/8" PAINT PIERCING GROUNDING WASHER
  - (1) TUBE OF ANTI-OXIDIZING PASTE
  - (12) 3/8-16 BLACK HEX NUTS
  - (24) 12-24 X .5" SLOTTED PAN HEAD STEEL SCREWS
- LOAD RATING - 1000 LBS



RU SPACINGS PRINTED NUMBERING UP FROM BOTTOM OF RACK

| TITLE   |        |     |       |            |                 |  |  |                 |  |
|---|--------|-----|-------|------------|-----------------|--|--|-----------------|--|
| <b>6.5 FOOT CABLE MANAGEMENT RACK (R2P79)</b>                     |        |     |       |            |                 |  |  |                 |  |
| CUSTOMER DRAWING  |        |     |       |            |                 |  |  |                 |  |
| ITEM REVISION NAME  |        |     |       |            | V10687AK/02     |  |  |                 |  |
| DATASET FILE NAME   |        |     |       |            | V10687AK_DC/02A |  |  |                 |  |
| UNLESS OTHERWISE SPECIFIED, DIMENSIONAL TOLERANCES ARE: IN ( mm ) |        |     |       |            |                 |  |  | MATERIAL:       |  |
| .X ±<br>.XX ±   |        |     |       |            |                 |  |  | ALUMINUM        |  |
| .XXX ±<br>ANGLES ±  |        |     |       |            |                 |  |  | DRAWING NUMBER: |  |
| THIRD ANGLE PROJECTION  |        |     |       |            |                 |  |  | V10687AK - DC   |  |
| DRAWN BY  | DATE   | CHK | SCALE |            |                 |  |  |                 |  |
| BAME  | 2-5-10 | DPN | NONE  | SHT 2 OF 2 |                 |  |  |                 |  |
|   |        |     |       | ECN        | A               |  |  |                 |  |

| REV | DATE     | BY   | CHK | APR | DESCRIPTION                    | ECN         |
|-----|----------|------|-----|-----|--------------------------------|-------------|
| 02A | 11-14-13 | BAME | PM  | CMK | SEE SHEET 1 OF 2 FOR REVISIONS | V10687AK-DC |
| 01A | 6-22-10  | BAME |     | CMK | SEE SHEET 1 OF 2 FOR REVISIONS | V10687AK-DC |
| 00A | 2-5-10   | BAME | DPN | CMK | SEE SHEET 1 OF 2 FOR REVISIONS | V10687AK-DC |

9174000A116