




THT/SMT POWER INDUCTORS

Toroid - Designed for National's 260kHz Simple Switcher™



-  Tested and recommended by National Semiconductor for the LM267X series
-  Base material meets flammability requirements of UL 94V-0
-  Available in surface mount and through hole versions

Electrical Specifications @ 25°C— Operating Temperature -40°C to +130°C⁷

Pulse ⁵ THT Part Number	Pulse ^{4,5} SMT Part Number	National Part Number	In Circuit Operating Parameters ¹			Nominal DCR (Ω)	Package		
			Nominal Inductance (μH)	Rated Current (A _{dc})	Max ² ETOP (V-μSec)		Through Hole	Surface Mount	Lead Diameter
P0841NL	—	LM267X-L41	22.8	4.9	23.3	.036	KM-3.0	—	.035
P0845NL	—	LM267X-L45	10.2	4.3	10.0	.026	KM-1.1	—	.031
P0846NL	—	LM267X-L46	14.8	5.0	17.0	.023	KM-2.1	—	.035
P0847NL	—	LM267X-L47	10	5.0	13.0	.025	KM-2.0	—	.031
P0848NL	—	LM267X-L48	50	5.0	40.0	.050	KM-4.0	—	.039
P0849NL	—	LM267X-L49	33	5.0	36.0	.047	KM-4.0	—	.035
P0850NL	—	LM267X-L50	23	5.0	24.0	.026	KM-3.0	—	.043
—	P0841SNL	LM267X-L41	22.8	4.9	23.3	.036	—	HCI-68	
—	P0845SNL	LM267X-L45	10	4.3	10.0	.050	—	LCI-44	
—	P0846SNL	LM267X-L46	15	5.0	17.0	.027	—	LCI-50	
—	P0847SNL	LM267X-L47	11	5.0	13.0	.025	—	LCI-50	
—	P0848SNL	LM267X-L48	52 ⁶	5.0	40.0	.025	—	Bigfoot	
—	P0849SNL	LM267X-L49	36 ⁶	5.0	36.0	.019	—	Bigfoot	
—	P0850SNL	LM267X-L50	24.7 ⁶	5.0	24.0	.013	—	Bigfoot	

Notes :

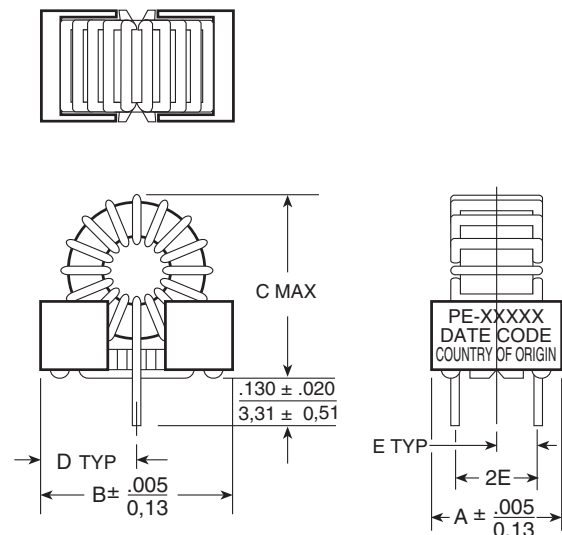
- Inductance values may vary ±20%.
- ETOP rated at 260kHz.
- SIMPLE SWITCHER™ is a trademark of National Semiconductor Corporation.
- For SMT parts, optional Tape & Reel packaging can be ordered by adding a "T" suffix to the part number (i.e. P0841SNL becomes P0841SNLT). Pulse complies to industry standard tape and reel specification EIA481.
- The "NL" suffix indicates an RoHS-compliant part number. Non-NL suffixed parts are not necessarily RoHS compliant, but are electrically and mechanically equivalent to NL versions. If a part number does not have the "NL" suffix, but an RoHS compliant version is required, please contact Pulse for availability.
- Series connection (pins 2-4 connected)
- The temperature of the component (ambient plus temperature rise) must be within the stated operating temperature range.

KlipMount™ Series

PKG	A	B	C	D	E
KM-1.1	.350	.580	.715	.290	.110
	8,89	14,74	18,17	7,37	2,80
KM-2.0	.450	.650	.700	.325	.150
	11,43	21,08	17,78	8,26	3,81
KM-2.1	.460	.670	.750	.335	.150
	11,69	17,02	19,05	8,51	3,81
KM-3.0	.450	.830	.950	.415	.150
	11,43	21,09	24,13	10,55	3,81
KM-4.0	.600	.950	1.350	.475	.225
	15,24	24,13	34,29	12,07	5,72

Dimensions: $\frac{\text{Inches}}{\text{mm}}$

Unless otherwise specified, all tolerances are ± $\frac{.010}{0,25}$



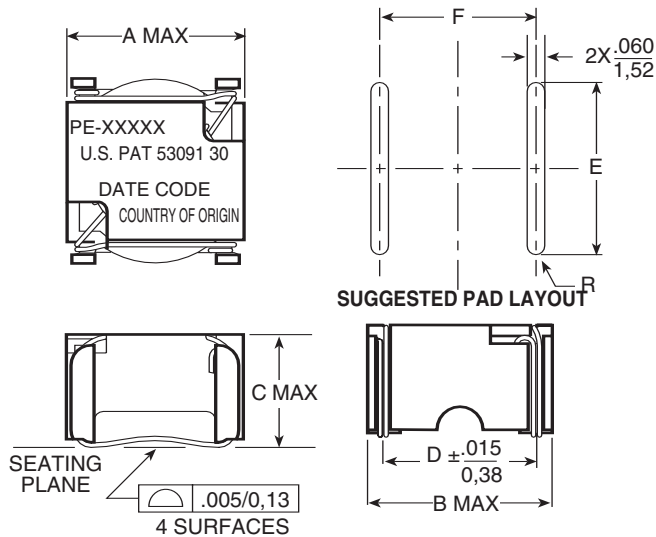
THT/SMT POWER INDUCTORS

Toroid - Designed for National's 260kHz Simple Switcher™



Mechanicals

LCI Series



PKG	A	B	C	D	E	F
LCI-44	.600 15,24	.620 15,75	.390 9,91	.500 12,70	.550 13,97	.510 12,95
LCI-50	.670 17,02	.700 17,78	.390 9,91	.580 14,74	.620 15,75	.590 14,99

Note:

Coil must clear seating plane by $\frac{.010}{0,25}$ MIN

Dimensions: $\frac{\text{Inches}}{\text{mm}}$

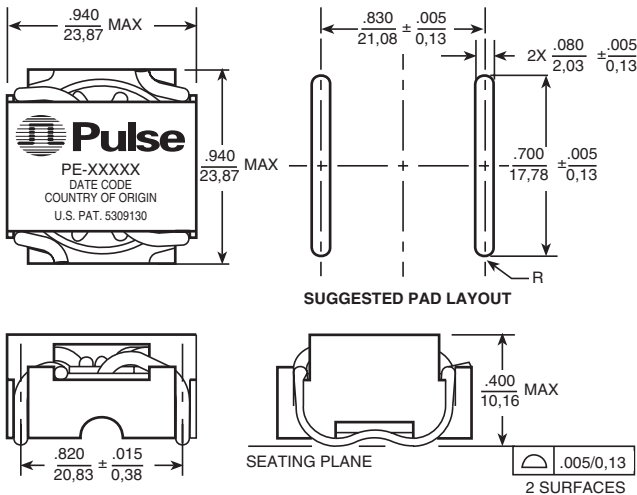
Unless otherwise specified, all tolerances are $\pm \frac{.010}{0,25}$

Notes:

1. Dimension "D" is measured across terminal blocks only.
2. Coil must clear seating plane by $\frac{.010}{0,25}$ MIN.

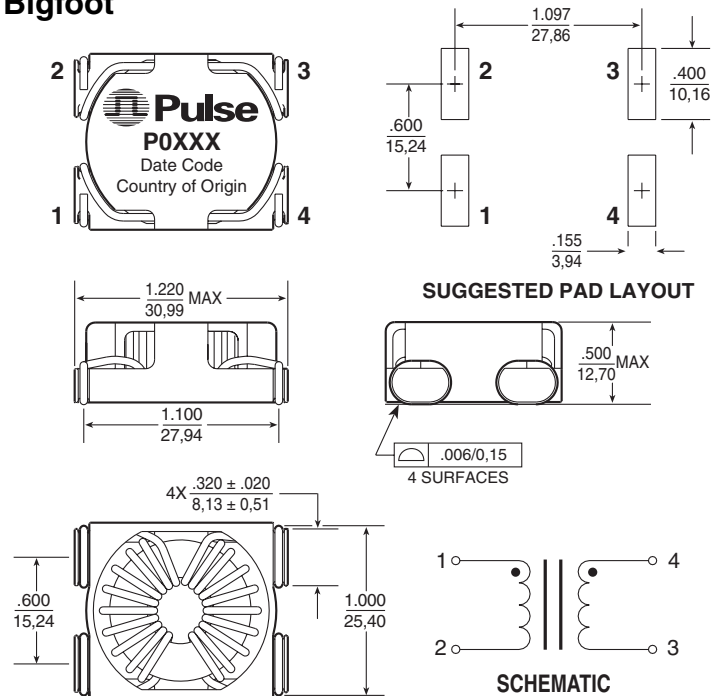
	LCI-44	LCI-50
Weight	3.6 grams	4.8 grams
Tape & Reel	200/reel	200/reel
Tube	30/tube	30/tube

HCI-68



Weight	12.1 grams
Tape & Reel	100/reel
Tube40/tube

Bigfoot



Weight	18 grams
Tape & Reel20/reel
Tube75/tube